

BUILDING SAFER PROJECTS THROUGH SMARTER TECHNOLOGY

Our Companies. Our Approaches.



HAMMERTECH

OUR APPROACH

Digitizing field activities and empowering real-time project execution.



Field
Data Capture



Real-Time
Visibility



Team
Accountability



Operational
Insights

CORFIX

OUR APPROACH

Streamlining compliance, managing risk, and centralizing documentation.



Compliance
Management



Risk
Management



Document
Control



Reporting &
Analytics



TYLER CIARRONI
PRESENTER

 **HAMMERTECH**



JORDAN TAYLOR
PRESENTER

 **CORFIX**



Agenda

- › 01 Where We Started
- › 02 Why We Needed to Change
- › 03 What We Looked For
- › 04 Why HammerTech
- › 05 Key Features
- › 06 What We Learned



The Case for Modernizing Our Safety Platform



System Fragmentation

- ▶ Multiple tools supporting core safety workflows

Collaboration Barriers

- ▶ Limited collaboration with trade partners

In Need of Modernization

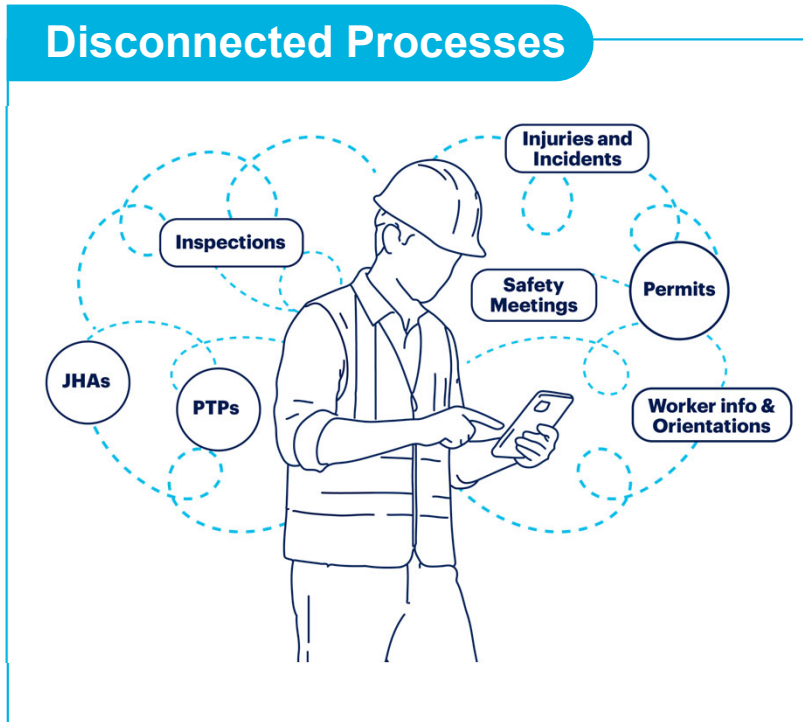
- ▶ No offline capabilities
- ▶ Required a costly and time-consuming overhaul

Firm Type: General Contractor
Focus Area: Civil, Buildings,
Industrial, Special Projects

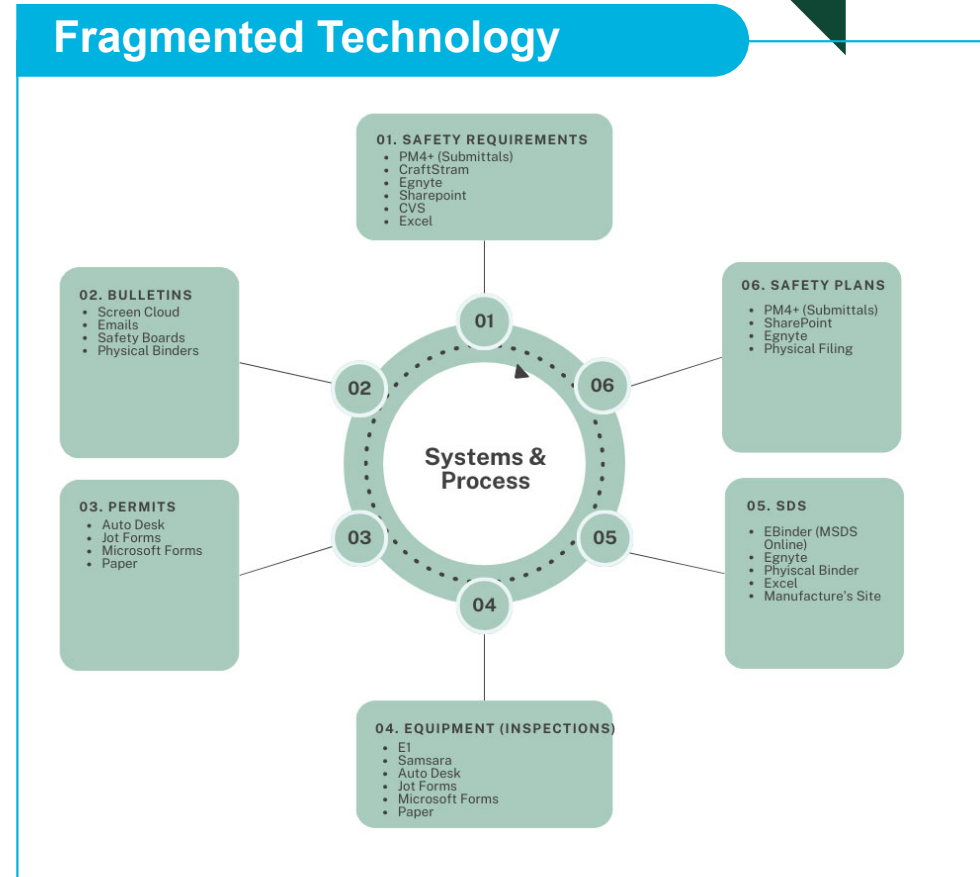


ORGANIZATIONAL CHALLENGES

Disconnected Processes



Fragmented Technology



VISION FOR PCL'S SAFETY APPLICATION

Unified Platform

- ▶ A single, intuitive tool supporting all aspects of the PCL safety program

Enhanced Collaboration

- ▶ Streamline communication and data-sharing with trade partners

Adaptability & Flexibility

- ▶ A solution designed to evolve with PCL's changing needs



Evaluation of Other Safety Software

We did our homework to ensure the right long-term choice



Core Challenges Identified

- **Process Inefficiencies**
 - Difficult Incident Life-Cycle
 - Excessive Customization Required
 - Administrative Burden
- **System Limitations**
 - Limited Features
 - Limited Reporting Capabilities
 - Limited Notification Workflows
- **Scalability & Adoption Constraints**
 - Limited Scalability
 - Limited Market Share
- **User Experience Gaps**
 - Complex User Interface

Our Thorough Evaluation Process



Defined Requirements

- Modern workflows
- Mobile & offline
- Collaboration
- Scalability
- Reporting & integration



Evaluated Leading Solutions

- Hands-on demos
- Capability reviews
- Reference checks
- Total cost of ownership



Compared & Assessed

- Functionality fit
- Ease of use
- Implementation
- Support
- Long-term roadmap



Confident Decision

- Selected HammerTech to deliver a unified, scalable safety platform for PCL

Key Takeaways



Others fell short on complete functionality requiring multiple tools and custom workarounds



Limited collaboration and field usability created adoption risks



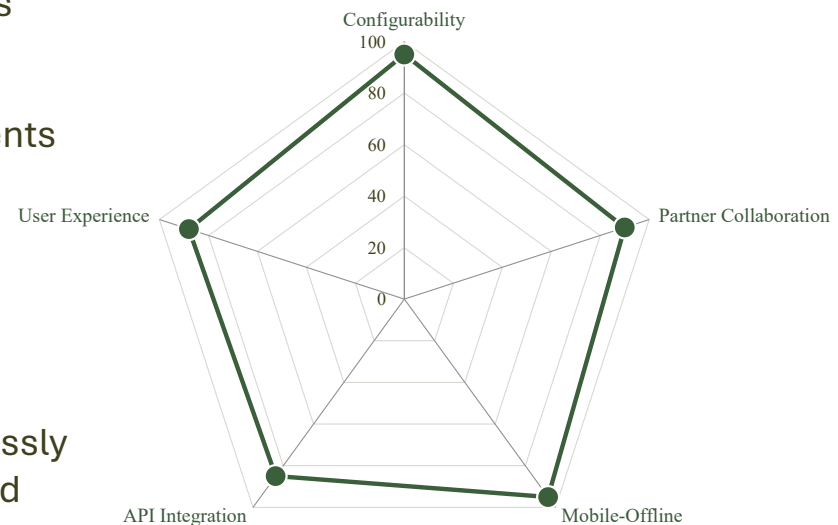
Better long-term value with a partner aligned to PCL's safety vision

Thorough evaluation. Clear rationale. A better path forward.



HAMMERTECH FOR THE WIN

- HammerTech configures to existing safety processes, preserving proven workflows without forcing process changes
- Platform enables subcontractors to submit documents directly, reducing PCL administrative workload and enhancing oversight of trade partner activities
- Offline-capable mobile app dramatically improving inspection efficiency and data quality
- Built-in dashboards and open APIs integrate seamlessly with Power BI, providing enterprise-wide visibility and data-driven insights



HammerTech equips our teams with the technology they need to streamline administration, collaborate more easily with our trade partners, and propel us towards our pursuit of a 'zero-incident' future.

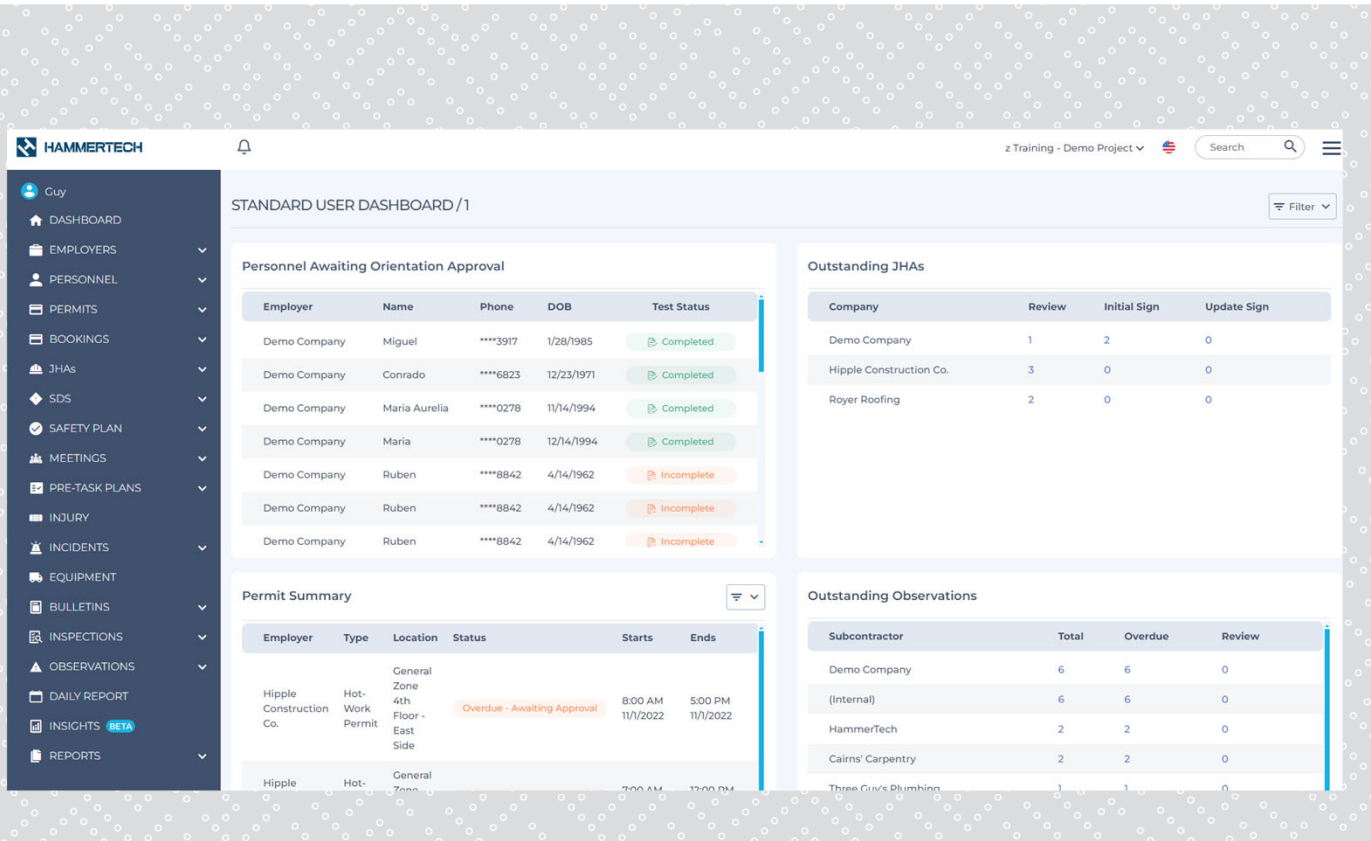
Jim Barry, Vice President of Health, Safety and Environment

Efficiencies Identified in the Pilots

Areas of Improvement	Measurable Gains
Trade Submittals	Reduced administrative document processing burden/time on PCL employees.
	Direct entry into system reducing paper-based submittals such as PSIs, JHAs, Permits.
	Streamlined review and approval processes as seen in Permits and JHA submittals.
Consolidated Tools	Reduction in number of software applications used.
	Reduction in overhead cost associated with maintaining multiple tools.
Mobility	Reduction in the time required for inspectors to complete inspections.
	Improved accessibility to data entry in the field with offline capabilities and scalable user interface.
Review and Approvals	Reduction in review/approval time due to improved routing workflows.
	Reduced cycle time for approval tasks.

“HammerTech streamlines safety deliverable collection from trade contractors, eliminating the need for additional tools. This ensures a standardized process company-wide.”

*Philip Miller
HSE Supervisor – Orlando
District*



STANDARD USER DASHBOARD / 1

Personnel Awaiting Orientation Approval

Employer	Name	Phone	DOB	Test Status
Demo Company	Miguel	****3917	1/28/1985	Completed
Demo Company	Conrado	****6823	12/23/1971	Completed
Demo Company	Maria Aurelia	****0278	11/14/1994	Completed
Demo Company	Maria	****0278	12/14/1994	Completed
Demo Company	Ruben	****8842	4/14/1962	Incomplete
Demo Company	Ruben	****8842	4/14/1962	Incomplete
Demo Company	Ruben	****8842	4/14/1962	Incomplete

Outstanding JHAs

Company	Review	Initial Sign	Update Sign
Demo Company	1	2	0
Hipple Construction Co.	3	0	0
Royer Roofing	2	0	0

Permit Summary

Employer	Type	Location	Status	Starts	Ends
Hipple Construction Co.	Hot-Work Permit	General Zone 4th Floor - East Side	Overdue - Awaiting Approval	8:00 AM 11/1/2022	5:00 PM 11/1/2022
Hipple	Hot-Work Permit	General Zone 4th Floor - East Side	Overdue - Awaiting Approval	7:00 AM 11/1/2022	12:00 PM 11/1/2022

Outstanding Observations

Subcontractor	Total	Overdue	Review
Demo Company	6	6	0
(Internal)	6	6	0
HammerTech	2	2	0
Cairns' Carpentry	2	2	0
Three Guy's Plumbing	1	1	0

- ▶ Employers & Personnel
- ▶ Permits
- ▶ Bookings
- ▶ JHAs
- ▶ SDS
- ▶ Safety Plans
- ▶ Meetings
- ▶ FLRA
- ▶ Incidents & Injuries
- ▶ Inspections & Observations
- ▶ Equipment
- ▶ Daily Reports
- ▶ Bulletins



KEY FEATURES – ONBOARDING

Subcontractor Management

- ▶ Centralized project and worker data

Worker Information

- ▶ Detailed worker profiles detailing certificates and safety history

Orientations & Inductions

- ▶ Digital onboarding with orientations

Worker Profile

- Worker Information
- Associated JHAs
- Associated Projects
- License & Certification Information
- Meetings & Pre-Task Plans (PSIs) Attended
- Inspections Attended
- Orientation Status & History
- Incident & Injury History

Next Step - Online Orientation

Bob Austin

Thank you for completing your enrollment form.

To complete your orientation process, you will need to review our online orientation material.

Submit Details

i Before you can begin work, site management will need to review your enrollment. Please ensure you present your photo id, as well as any licences, tickets or certificates that you have.

START ORIENTATION

KEY FEATURES – PRE-CONSTRUCTION

Safety Plans

- ▶ Subcontractor submission for safety plans

Job Hazard Analysis

- ▶ Collect hazard assessments for scopes of work with approval workflows

Safety Data Sheets

- ▶ Upload, manage, and share an SDS library

JHA / Refrigeration system charge, S&J Plumbing & Drain

Download Options

JHA Details

Status: Accepted 1/27/2025
Employer: S&J Plumbing & Drain
Provided By: Connor Smith
Description:
Accepted By: Jacob Nelson
Accepted Time: 2:11 PM 1/27/2025

Not In Use

Date Added:
Last Updated:

Additional De

JHA Expect

JHA Expectation

I want to create an SDS manually without upload

Does your scop

High Risk JHA Review

High Risk

Previous Review: 1/27/2025 2:11:21 PM [View Review History](#)

Attachment

SDS / Create

Datasheet

Upload a PDF Safety Data Sheet (SDS). HammerTech Intelligence will scan it and auto-fill the details.

SDS - Epoxy Floor Co

SDS by Status

11	52
----	----

Safety Plan by Status

5	20	38
---	----	----

JHA by Status

12	68
----	----

Hazard Details

SIGNED via JHA on 4/3/2025 2:47 PM [View](#) [Clear](#)

Employer: Absolute Paint & Drywall

Manufacturer: Benjamin Moore & Co. Generated by HT Intelligence

KEY FEATURES - COORDINATION

Safety Meetings

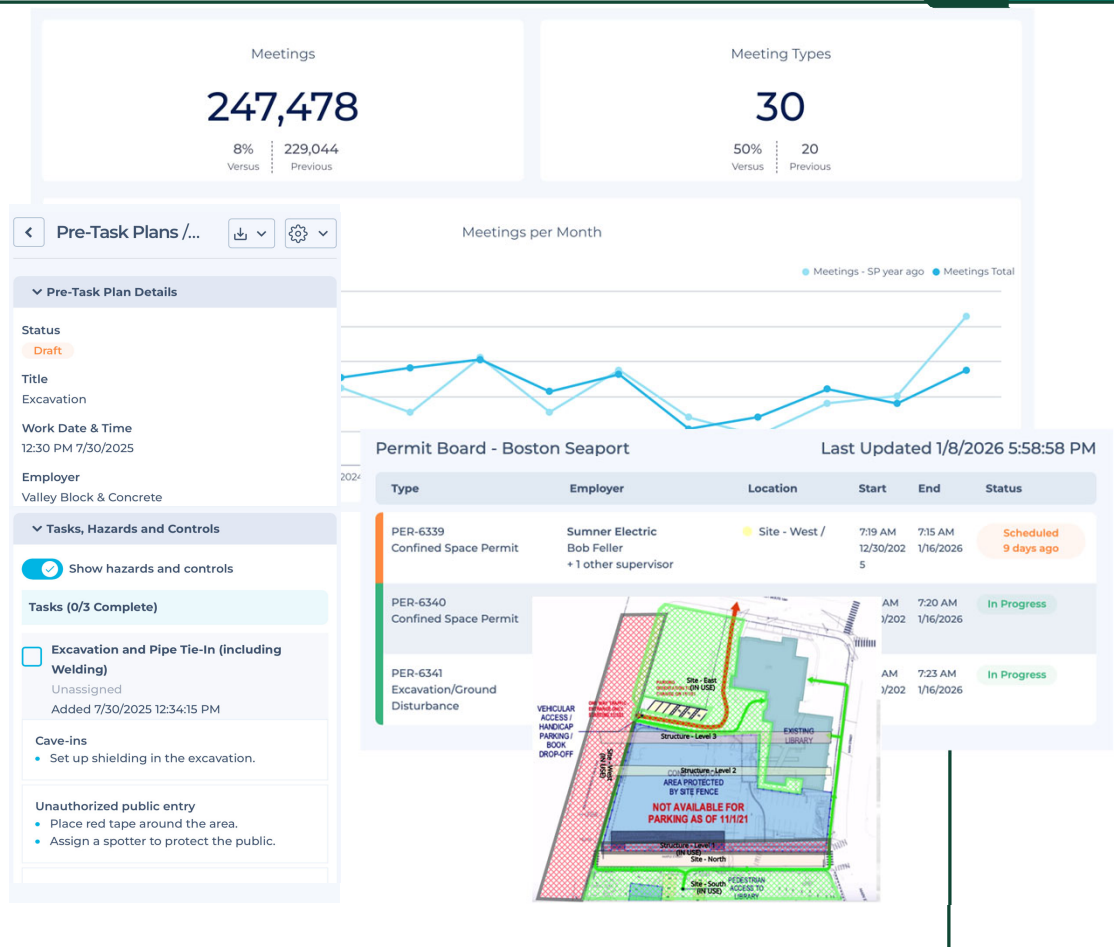
- ▶ Document meetings, notes and attendance

FLRAs / PTP / Risk Assessments

- ▶ Record daily tasks, along with the hazards and controls

Permits

- ▶ Issue, track, and manage permits



KEY FEATURES – PROJECT SAFETY

Inspections

- ▶ Complete inspections on mobile with offline capabilities
- ▶ Join active inspections

Site Observations

- ▶ Quickly record positive and negative observations

Incident & Injuries

- ▶ Gather incident details to create comprehensive investigation reports

Inspections

Date range: Last quarter | Project Region: All | Project: All | Inspection Type: All | Inspection Checklist Type: All | Inspection Answer: All

Inspections
Shows the number of inspections conducted / attended by personnel and project.

- Inspections: 29 (Previous: 24)
- Positive Inspection Checklist: 40 (135% Versus Previous: 17)
- Negative Inspection Checklist: 10 (0% Versus Previous: 10)

Inspections by Date

Inspection Type	Date	Inspector
4-Gas Monitor Pre-Use Checklist	12/04/2025	
	Sum	
Construction Focus Four	10/01/2025	
	11/05/2025	
	Sum	
Equipment Pre Use	10/15/2025	
	10/16/2025	
	Sum	
Excavation Field Review	11/21/2025	

Top 10
Inspection Type: 4-Gas Monitor Pre Use, Equipment Pre Use, Excavation
Safety Inspection (13)

Observations/ Create

Photos: Add up to 10 photos

HammerTech Intelligence has scanned the photo and auto-filled details. Please verify the generated data as there may be errors or omissions. [Clear Changes](#)

Type: *Falls Safety - Focus Four

Classification: Negative, Positive

Description: There is a significant uneven surface and loose gravel at the entrance to the building, creating a trip hazard for workers entering or exiting. This area should be leveled and cleared of loose materials to prevent falls.

Location: [Empty field]

Assianee: [Empty field] Add Another

KEY FEATURES - COORDINATE

Equipment

- ▶ Register, authorize, and track equipment
- ▶ Link inspections to equipment

Bookings

- ▶ Prioritize deliveries and meetings

Bulletins


- ▶ Share safety bulletins and project site information

Equipment Orientations

Download Filter

Date	Type	Subcontractor	Unique Identifier	Status	Make & Model	Registration / Plant Number	Serial Number	Date Last Service	Date Next Service
11/13/2024	3 Ton Forklift	HammerTech Test Company		On Site	CAT MLC300	A-679-B300	5678-0909-3000	11/13/2024	11/27/2024
11/13/2024	10 Ton Forklift	Door sub	110024	Pending Review	JCB 520	905	110024	11/13/2024	1/13/2025
11/13/2024	3 Ton Forklift	Dave's Doors		On Site	CAT MLC300	A-679-300	6789-000-0000	11/1/2024	11/30/2024
11/13/2024	Excavator / Earth Moving Equipment	Kelly's Test Business		On Site				11/12/2024	11/14/2024
11/13/2024	3 Ton Forklift	Shane's Pools		Pending Review	Toyota Big lift 3000	farout 101	0000001	10/27/2024	11/30/2024
11/13/2024	Dump Truck	Dept of IRS	87568	On Site				11/12/2024	12/17/2024
11/14/2024	3 Ton Forklift	Dave's Doors		On Site	SB 31000 JK898	35596N1	6789	11/1/2024	1/11/2025

Details

Rental Company: Sunbelt
Serial Number: 5678-0909-3000
Billing Spot Diagram: 

Project Details

Maintenance Records Available?

Servicing

Date Last Service: 11/13/2024
Date Next Service: 11/27/2024

Inspections

Inspection Type	Number Completed	Days since last completed
Operating Heavy Equipment Focused Inspection	1	20

• 10:41 AM 11/13/2024 - Operating Heavy Equipment Focused Inspection by Guy Accettura

KEY FEATURES - REPORTING

Dashboards

- ▶ Quick view for action items and information

Daily Report

- ▶ Generate daily summaries of tasks and project safety

HammerTech Insights

- ▶ Pre-built and customizable in-system reporting

ODATA FEED | Power BI

- ▶ Plug and play data for reporting services

Open API

- ▶ Open API for pushing and pulling data



IMPLEMENTATION SUCCESS FACTORS



Training Strategy

Monthly Champions meetings provide in-depth training and gather feedback, ensuring local experts can effectively support their district teams



Communication Plan

All-user webinars for each module release with recordings and job aids published on Tech Hub for on-demand access and reference



Adoption Tracking

Bi-weekly adoption reports highlight progress and flag lagging districts, triggering targeted support such as additional training or on-site assistance




Governance Framework

Monthly TAG meetings review major decisions, approve changes, and ensure alignment with business objectives and strategic goals

KEY LESSONS LEARNED

What We'd Do Again

- ▶ Pilot with real jobs, not test users
- ▶ Let safety processes lead technology decisions
- ▶ Invest in champions, they are your change agents!
- ▶ Govern early – not after issues show up




Evaluating Safety Software Tools

Corfix

The Why – Paper vs Digital

- Ease of use in the field. We needed our team to adopt it, and we needed it to be easy to figure out for the revolving door of subtrades we get on our projects.
- Ability to centralize documentation across multiple projects.
- Real-time visibility vs. after-the-fact paperwork/documentation.
- Flexibility to handle both our workflows and subcontractor input.



Operational Impact



How We Evaluated Safety Software

Desktop & Mobile App Capabilities

- Specific permissions enable specific uses.
- “Administrative” and “Supervisor” access permits use of desktop and mobile views. “Worker” utilize the mobile app.

Ease of Use

- Able to be used by all generations

Customizable Aspects

- Able to create customizable forms
- Able to create customizable reports

Worker Information

- Worker personal bio information
- Emergency contacts
- Worker certification

Customer Support

- Easy communications from provider
- Local company (close to home) was a bonus.

Financial Structure

- Did not “break the bank”
- User per cost financial breakdown

Cross-Platform Integration

- Able to integrate with other digital software’s.
- Integration with Audit Soft (COR 2020 Audit Requirement)

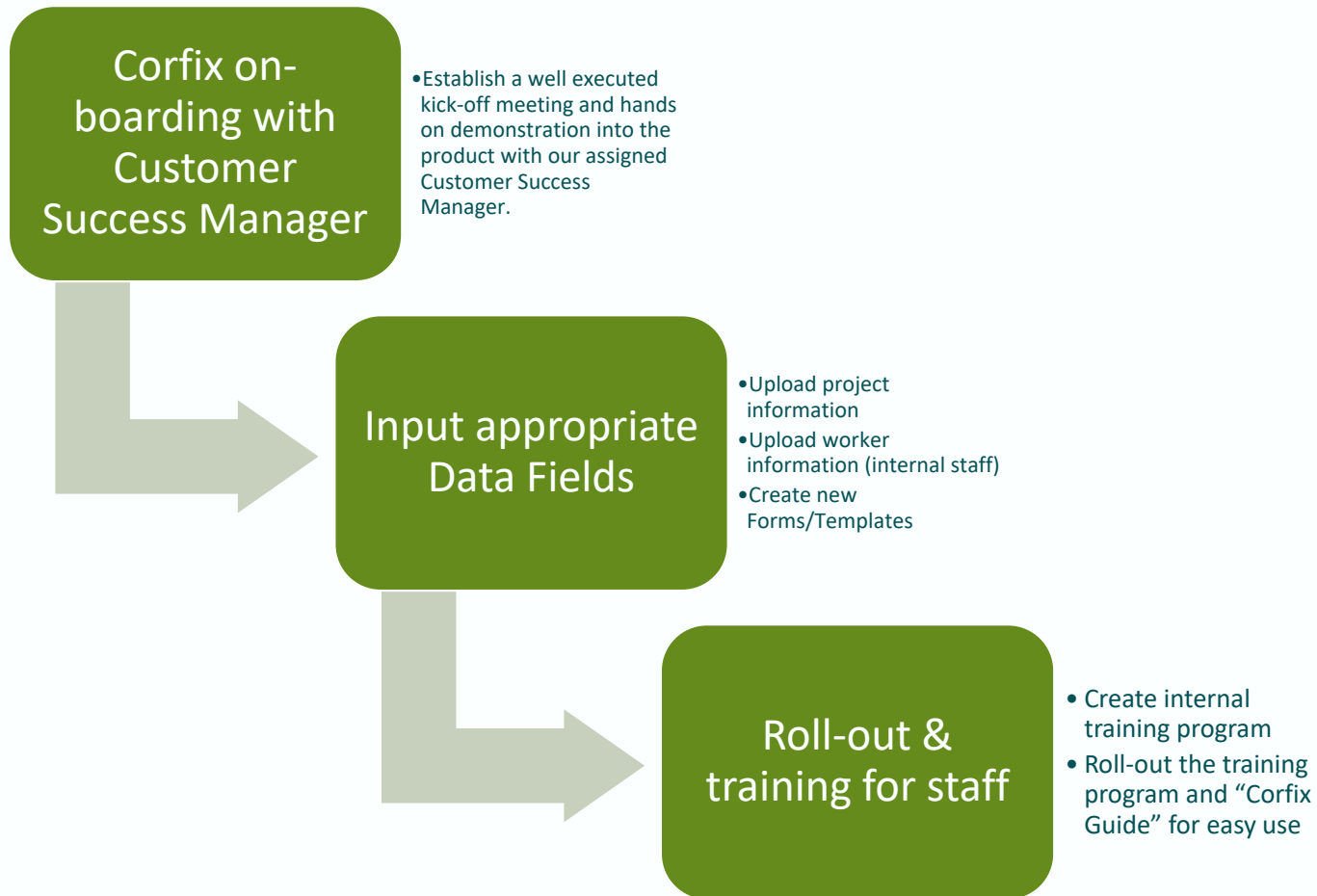
Why Corfix Fit Our Environment



- Works across multiple companies, not just our internal team. We can use features like worker groups and assign roles with access to different information, so we have control over all our data and security, which keeps people informed and organized.
- Subtrades can submit directly into our system (either current Corfix users or not), which keeps everything organized and eliminates re-entry.
- We use it for both our H&S and subcontractor coordination (orientations, JHA, Safety Talk, Equipment Inspections, etc.)
- The price was right for our needs.

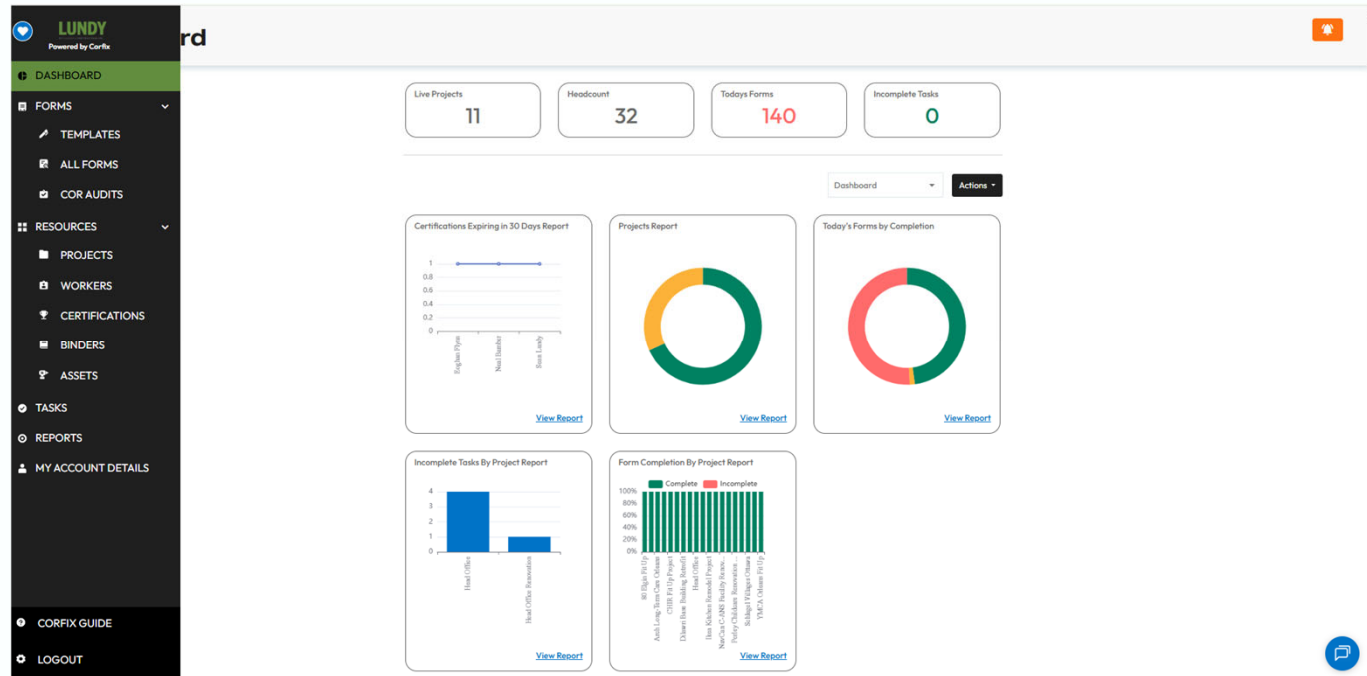
***Bonus – they are local to the Ottawa area.**

The Easy On-Board Process



What It Looks Like In Practice

- 1,500+ forms every couple of weeks flowing through the system
- Significant portion coming from subtrades
- Multiple companies actively contributing to the same documentation stream, all administered with consistency and uniformity
- Having a single pane of glass to see immediately what's going on across all our projects, all our workers, and our subtrades



Demonstrate the Corfix Platform

Dashboard	Forms	Resources	Tasks	Reports	Mobile App
<ul style="list-style-type: none">• Live Projects• Headcount• Today's Forms• Incomplete Tasks	<ul style="list-style-type: none">• Templates• All Forms• COR Audit	<ul style="list-style-type: none">• Projects• Workers• Certifications• Binders• Assets	<ul style="list-style-type: none">• Assigned Tasks• Incomplete Tasks	<ul style="list-style-type: none">• Fully customizable field to suite internal needs	<ul style="list-style-type: none">• Ease of use• Personal information• Emergency contact information• Certifications• Forms completed• Tasks assigned

Advice to the Audience

- Don't just evaluate features. Evaluate adoption, because if your people won't use it; it doesn't matter what features it has.
- If your subtrades won't use it, it won't solve your problem.
- Think about how documentation flows *between companies*, not just within one.
- The right tool should reduce coordination effort, not add to it.

Thank you.

To the Ottawa Construction Association (OCA) for allowing me the opportunity to speak with you all about this growing aspect to our industry.

Questions?